



www.digitalsocialteacher.in

WORK SHEET-1

Question & Answers

Answer the following questions.

½ Mark Questions

1. Consider the following statements.
  - i. Natural increase is the main factor to expansion of urban population.
  - ii. Every fourth person is migrant in India.Which of the above statement is correct.  
A. (i) Only      B. (ii) only      C. Both (i) and (ii)      D. None of the these
2. Based on the relationship between the information in the first pair, complete the second pair.  
Men : Employment :: Women : ?
3. When was Emigration Act made in India?
4. Expand UAE.
5. Based on the relationship between the information in the first pair, complete the second pair.  
Skilled workers: Developed countries :: Unskilled workers : ?
6. The workers of Bihar go to Saudi Arabia for work in constructions. This is the example for which type of migration?
7. Expand SLBC.
8. Women moving from their parents' house to husband's house due to marriages. This is example for which type of migration?
9. Women from Nalgonda district come to work as domestic maids in Hyderabad. This is example for which type of migration?
10. Arrange the following states based on its location from south to north.  
Maharashtra, Tamilnadu, Odissa, Bihar.

1 Mark Questions

11. Define is Migration?
12. Write criteria are used by census of India to identify migrants?
13. What is Kopi?



WORK SHEET-2

Question & Answers

Answer the following questions.

2 Mark Questions

1. Distinguish Immigration and Emigration?
2. Do you think migrants are trouble makers/ trouble shooters in their destinations?

4 Mark Questions

1. Why are only unskilled workers from India wanted in West Asian countries?
2. Describe the similarities and differences between the impacts of internal and international migration.



WORK SHEET-3

Map Pointing

1. Point out the following points in India map.



1. Bihar
2. Maharashtra
3. Kerala
4. Tamilnadu
5. Uttara Pradesh
6. West Bengal
7. New Delhi
8. Madhya Pradesh
9. Uttarakhand
10. Hyderabad
11. Odisha
12. Andhra Pradesh
13. Haryana
14. Karnataka



www.digitalsocialteacher.in

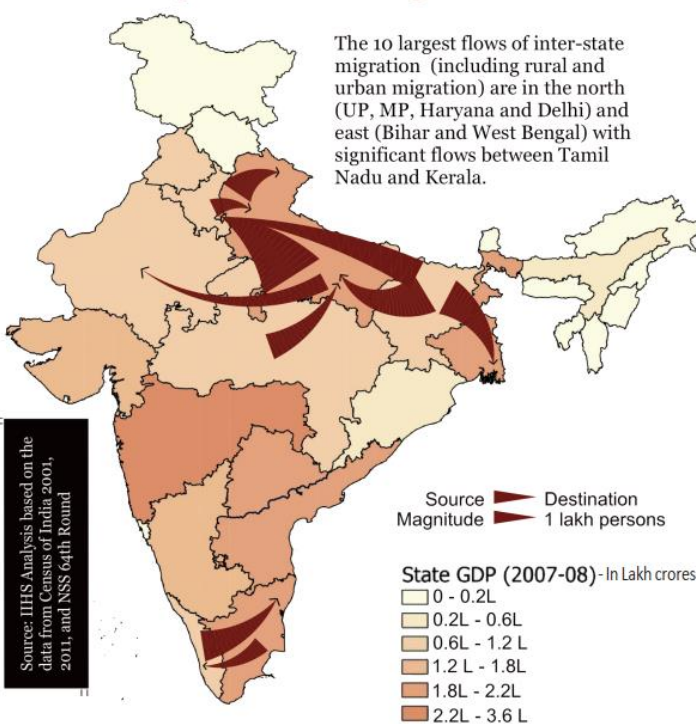
People and Migration

WORK SHEET-3

Map Reading

3. Read the following map and answer the below question.

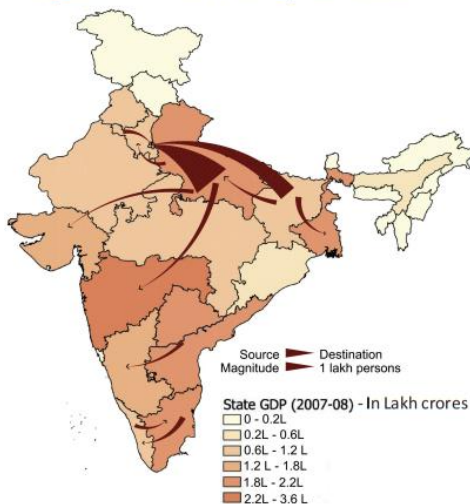
Map 3 : Estimated Major Inter - State Migration Streams : 2001- 2011



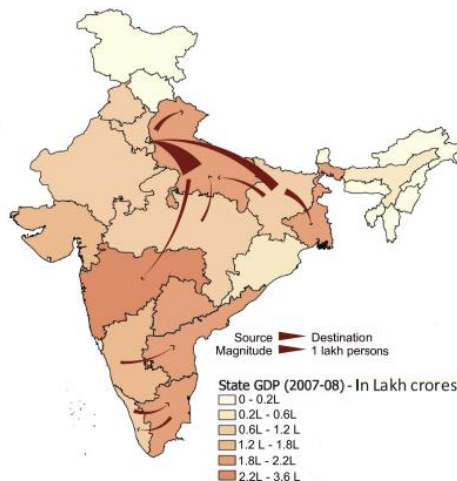
1. People of Bihar migrated to which states?
2. From which states people migrated to Delhi?
3. In which south Indian state we observe inter- state migration?
4. Name any two low GDP states in India?

Read the following maps and comment on them.

Map 1 : Estimated Major Net Urban to Urban Inter-State Migration Urban Inter - State Migration : 2001-2011



Map 2 : Estimated Major Net Rural to Urban Inter-State Migration Urban Inter - State Migration : 2001-2011



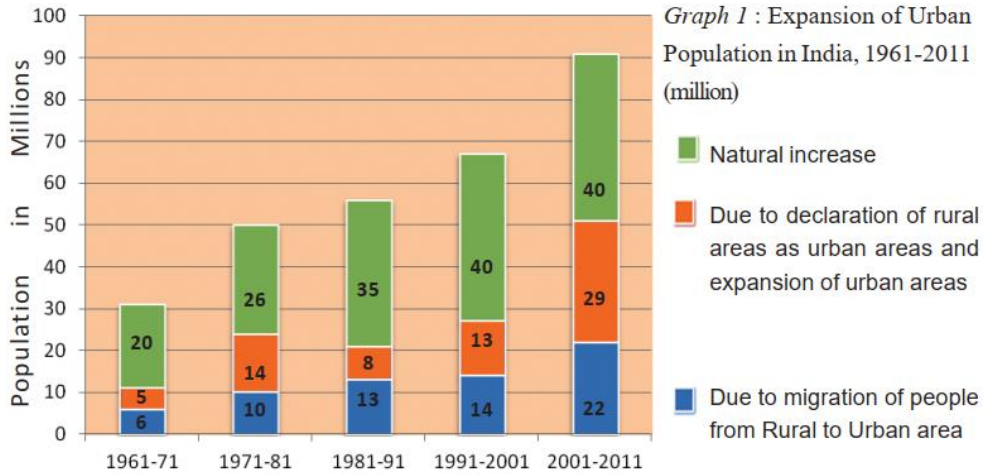


www.digitalsocialteacher.in

CHAPTER 8  
**People and Migration**

**WORK SHEET-4** **Information Skill**

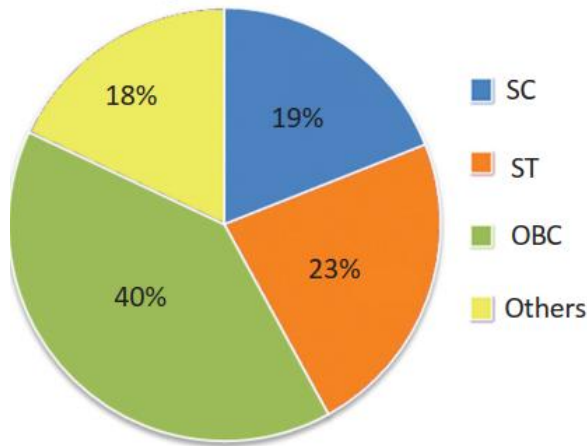
**2. Read the following Bar Graph and answer the below questions**



- a) This graph shows which aspect?
- b) Which is the main factor to increase urban population?
- c) How much urban population increase due to migration of people from rural to urban area in 1981-91?

**3. Read the following Pie Chart and comment on it.**

Graph 2 : Social Background of short term migrants in India, 2007-08





www.digitalsocialteacher.in

People and Migration

WORK SHEET-4

Information Skill

4. Read the following Pictures and comment on them.



Fig 8.1 : National boundaries are protected against migrants. Here are examples of a) USA on Mexican border b) South Korea on North Korean border c) India on Bangladesh border. What do you think of migrants across the border?